

Now Yesterday

Search:

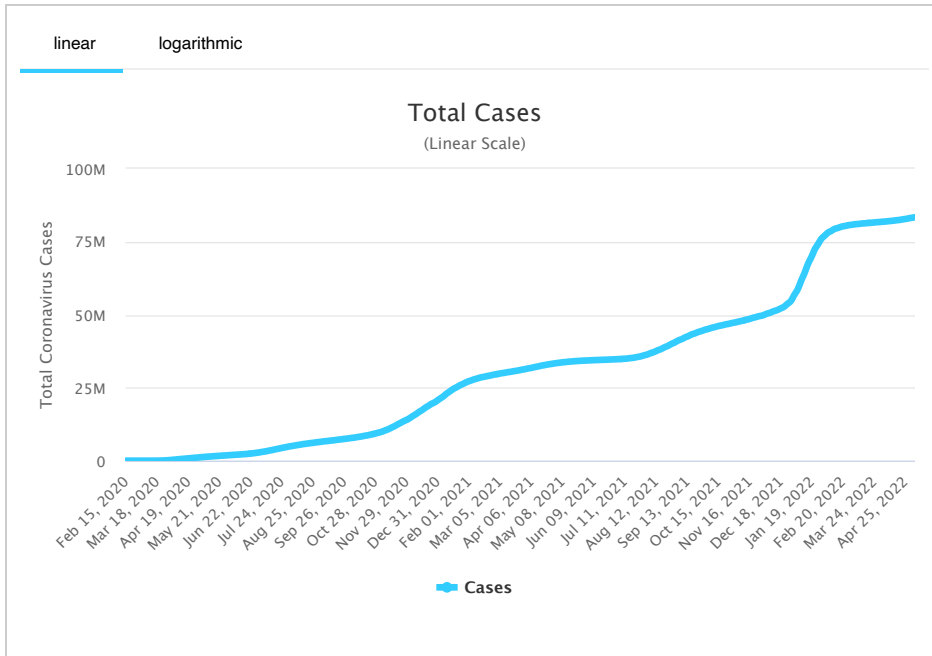
#	USA State	Total Cases	New Cases	Total Deaths	New Deaths	Total Recovered	Active Cases	Tot Cases/ 1M pop	Deaths/ 1M pop	Total Tests
	USA Total	83,356,490		1,023,513		80,835,353	1,497,624	251,830	3,092	1,008,2
1	California	9,263,746		90,642		8,984,468	188,636	234,453	2,294	161,1
2	Texas	6,831,487		88,568		6,667,365	75,554	235,602	3,055	64,1
3	Florida	5,990,173		74,008		5,825,148	91,017	278,901	3,446	57,1
4	New York	5,356,911		68,904		5,205,603	82,404	275,369	3,542	108,0
5	Illinois	3,157,458		37,934		3,030,431	89,093	249,172	2,994	57,8
6	Pennsylvania	2,827,882		44,736		2,747,535	35,611	220,894	3,494	26,0
7	Ohio	2,697,058		38,428		2,635,724	22,906	230,733	3,288	22,2
8	North Carolina	2,673,326		24,577		2,628,584	20,165	254,892	2,343	26,3
9	Georgia	2,520,881		37,969		2,460,335	22,577	237,429	3,576	24,1
10	Michigan	2,444,891		36,064		2,355,706	53,121	244,811	3,611	24,4
11	New Jersey	2,273,050		33,467		2,146,860	92,723	255,911	3,768	17,6
12	Tennessee	2,032,326		26,194		1,996,027	10,105	297,595	3,836	12,9
13	Arizona	2,025,435		30,189		1,983,865	11,381	278,268	4,148	19,2
14	Massachusetts	1,770,301		20,303		1,715,466	34,532	256,844	2,946	44,0
15	Virginia	1,710,272		20,256		1,652,203	37,813	200,371	2,373	19,1
16	Indiana	1,705,394		23,591		1,569,980	111,823	253,318	3,504	19,7
17	Wisconsin	1,618,023		14,442		1,572,343	31,238	277,895	2,480	16,1

18	<u>Washington</u> (/coronavirus/usa/washington/)	1,508,065		12,716		1,450,363	44,986	198,042	1,670	13,1
19	<u>South Carolina</u> (/coronavirus/usa/south-carolina/)	1,477,460		17,847		1,445,811	13,802	286,957	3,466	16,3
20	<u>Minnesota</u> (/coronavirus/usa/minnesota/)	1,459,345		12,795		1,435,543	11,007	258,766	2,269	19,4
21	<u>Missouri</u> (/coronavirus/usa/missouri/)	1,425,626		20,360		1,387,204	18,062	232,284	3,317	14,6
22	<u>Colorado</u> (/coronavirus/usa/colorado/)	1,387,147		13,236		1,322,543	51,368	240,877	2,298	17,4
23	<u>Kentucky</u> (/coronavirus/usa/kentucky/)	1,330,084		15,607		1,290,226	24,251	297,713	3,493	13,6
24	<u>Alabama</u> (/coronavirus/usa/alabama/)	1,301,805		19,590		1,258,252	23,963	265,502	3,995	7,6
25	<u>Louisiana</u> (/coronavirus/usa/louisiana/)	1,239,469		17,270		1,216,549	5,650	266,622	3,715	15,4
26	<u>Oklahoma</u> (/coronavirus/usa/oklahoma/)	1,039,953		14,267		1,024,394	1,292	262,815	3,606	5,4
27	<u>Maryland</u> (/coronavirus/usa/maryland/)	1,036,338		14,480		998,919	22,939	171,418	2,395	20,3
28	<u>Utah</u> (/coronavirus/usa/utah/)	932,253		4,747		922,993	4,513	290,788	1,481	9,4
29	<u>Iowa</u> (/coronavirus/usa/iowa/)	862,640		9,533		843,645	9,462	273,414	3,021	8,4
30	<u>Arkansas</u> (/coronavirus/usa/arkansas/)	836,343		11,403		823,083	1,857	277,136	3,779	6,8
31	<u>Mississippi</u> (/coronavirus/usa/mississippi/)	798,283		12,450		782,714	3,119	268,227	4,183	6,3
32	<u>Kansas</u> (/coronavirus/usa/kansas/)	775,813		8,635		761,465	5,713	266,299	2,964	2,2
33	<u>Connecticut</u> (/coronavirus/usa/connecticut/)	763,149		10,858		725,925	26,366	214,050	3,045	15,5
34	<u>Oregon</u> (/coronavirus/usa/oregon/)	726,612		7,519		694,162	24,931	172,275	1,783	11,1
35	<u>Nevada</u> (/coronavirus/usa/nevada/)	721,100		10,780		699,984	10,336	234,112	3,500	6,8
36	<u>New Mexico</u> (/coronavirus/usa/new-mexico/)	523,268		7,536		504,019	11,713	249,552	3,594	7,6
	<u>West Virginia</u>	502,192		6,872		494,507	813	280,218	3,835	6,6

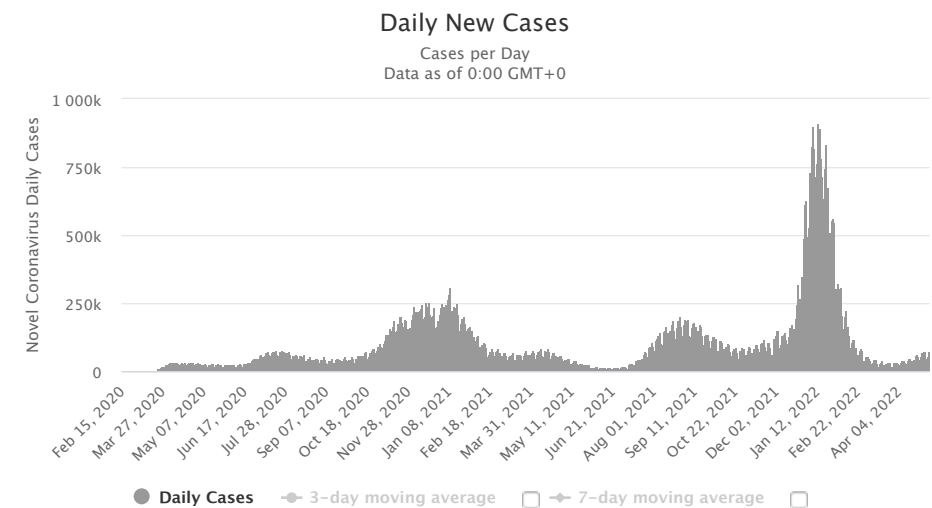
37	(/coronavirus/usa/west-virginia/)									
38	Nebraska (/coronavirus/usa/nebraska/)	480,586		4,215		473,630	2,741	248,441	2,179	5,4
39	Idaho (/coronavirus/usa/idaho/)	446,546		4,928		439,496	2,122	249,877	2,758	2,1
40	Rhode Island (/coronavirus/usa/rhode-island/)	374,181		3,541		358,752	11,888	353,214	3,343	7,8
41	New Hampshire (/coronavirus/usa/new-hampshire/)	312,161		2,487		306,191	3,483	229,579	1,829	4,7
42	Montana (/coronavirus/usa/montana/)	274,388		3,375		270,369	644	256,731	3,158	2,7
43	Delaware (/coronavirus/usa/delaware/)	263,479		2,919		255,779	4,781	270,578	2,998	1,0
44	Hawaii (/coronavirus/usa/hawaii/)	252,654		1,428		240,204	11,022	178,444	1,009	3,7
45	Maine (/coronavirus/usa/maine/)	248,099		2,296		233,967	11,836	184,568	1,708	5,1
46	Alaska (/coronavirus/usa/alaska/)	246,345		1,220		239,121	6,004	336,746	1,668	4,1
47	North Dakota (/coronavirus/usa/north-dakota/)	241,127		2,268		238,445	414	316,414	2,976	6
48	South Dakota (/coronavirus/usa/south-dakota/)	238,185		2,915		234,504	766	269,239	3,295	2,1
49	Wyoming (/coronavirus/usa/wyoming/)	156,745		1,814		154,406	525	270,829	3,134	1,3
50	District Of Columbia (/coronavirus/usa/district-of-columbia/)	141,943		1,341		135,831	4,771	201,124	1,900	3,0
51	Vermont (/coronavirus/usa/vermont/)	125,347		639		116,391	8,317	200,880	1,024	3,5
52	Puerto Rico	550,232		4,217		478,310	67,705	162,457	1,245	4,1
53	Guam	48,282		353		47,691	238			4
54	United States Virgin Islands	16,918		113		16,077	728			3
55	Northern Mariana Islands	11,281		34		11,238	9			1
56	American Samoa	5,873		27		5,710	136			
57	Veteran Affairs	628,882		21,849		600,847	6,186			8,6
58	US Military	624,920		687		598,019	26,214			
59	Federal Prisons	69,069		301		68,650	118			1

60	Navajo Nation	53,517	1,766	51,617	134			
61	Grand Princess Ship	122	7	115	0			
62	Wuhan Repatriated	3		3	0			
63	Diamond Princess Ship	46		46	0			
	Total:	83,356,490	1,023,513	80,835,353	1,497,624	251,830	3,092	1,008,4

Total Coronavirus Cases in the United States

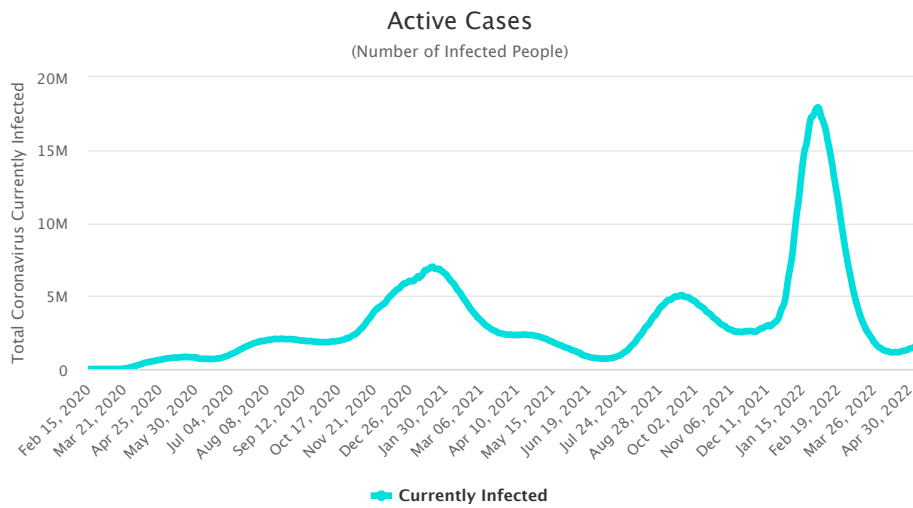


Daily New Cases in the United States

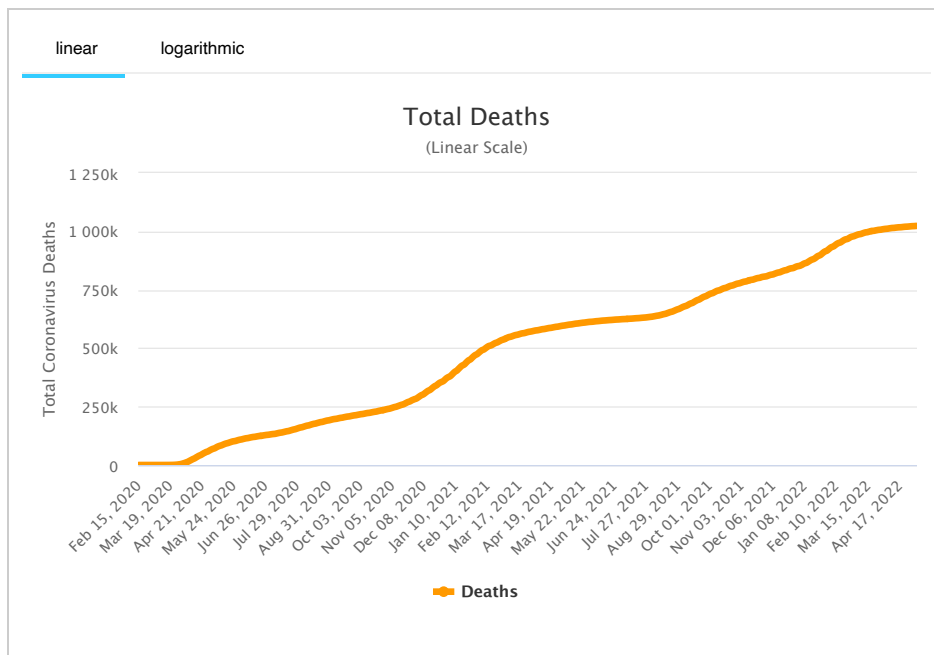


See also: [Daily Deaths Graph](#)

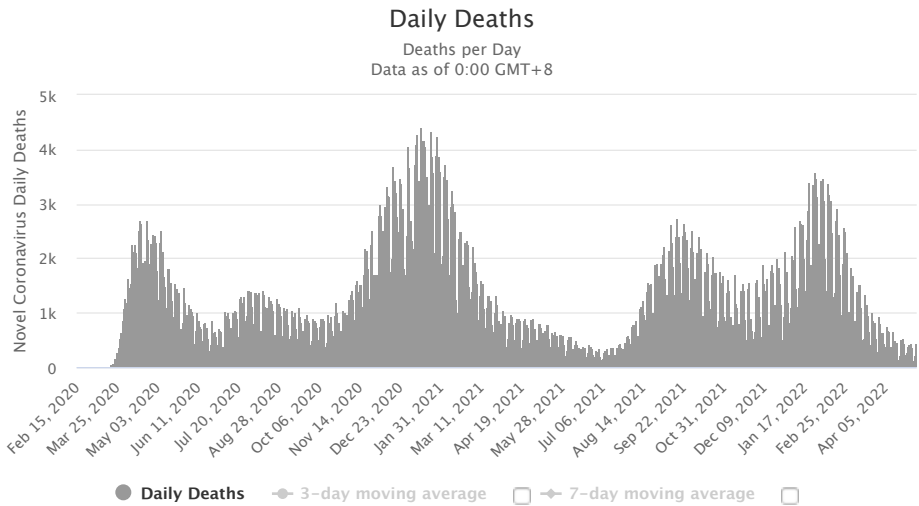
Active Cases in the United States



Total Coronavirus Deaths in the United States



Daily New Deaths in the United States



See also: [Daily Cases Graph](#)

Latest News

May 4 (GMT)

Updates

- 71,798 new cases and 305 new deaths in [the United States \(/coronavirus/country/us/\)](#)
- May 3
- May 2
- May 1
- April 30
- April 29

[View More News](#)

Historical account of the initial stages of the epidemic in the United States

Content:

- First 20 cases in the United States
- Progression of first suspected cases
- Timeline of initial events
- Sources for the historical account

First 20 cases in the United States

Information collected on the first 20 domestic cases (not including repatriated cases and Diamond Princess cruise ship evacuee cases) is presented in the table below:

State	Cases	Sex	Age	Date	Case #	Location	Source
Oregon	1			Feb. 29	17 th	Washington C.	
Washington	2			Feb. 29	18, 19 th		
	1	M	30s	Jan. 21	1 st	Snohomish	[7]
Illinois	1			Mar. 1	20 th		
	1	M	60s	Jan. 30	6 th	Chicago	[12]
	1	F	60s	Jan. 24	2 nd	Chicago	[8]
California	2	unkn.	unkn.	Jan. 26	3 rd , 4 th	Orange C., L.A.	[9]
	1	M	adult	Jan. 31	7 th	Santa Clara C.	[17][18]
	1	F	unkn.	Feb. 2	9 th	Santa Clara C.	
	1	M	57	Feb. 2	10 th	San Benito C.	
	1	F	57	Feb. 2	11 th	San Benito C.	
	1		65	Feb. 28	16 th	Santa Clara C.	
	1			Feb. 21	13 th	Humboldt C.	
	1			Feb. 21	14 th	Sacramento C.	
	1			Feb. 26	15 th	[Northern California]	
Massachusetts	1	M	20s	Feb. 1	8 th	Boston	[16]
Arizona	1	unkn.	student	Jan. 26	5 th	Maricopa County	
Wisconsin	1			Feb. 5	12 th	Madison	

Patients Under Investigation (PUI) in the United States

CDC in the early stages released information regarding the number of cases and people under investigation that was updated regularly on Mondays, Wednesdays, and Fridays. Below we provide the historical reports that we were able to gather in order to track the progression in the number of suspected cases and US states involved through time in the initial stages

As of Feb. 10:

<i>Number of U.S. States with PUI</i>	<i>36</i>
Positive	12
Negative	318
Pending (specimens awaiting testing)	68
TOTAL	398

As of Feb. 7:

<i>Number of U.S. States with PUI</i>	<i>36</i>
Positive	12
Negative	225
Pending (specimens awaiting testing)	100
TOTAL	337

As of Feb. 5:

<i>Number of U.S. States with PUI</i>	<i>36</i>
Positive	11
Negative	206
Pending (specimens awaiting testing)	76
TOTAL	293

As of Feb. 3:

<i>Number of U.S. States with PUI</i>	<i>36</i>
Positive	11
Negative	167
Pending (specimens awaiting testing)	82
TOTAL	260

As of January 31:




<i>Number of U.S. States with PUI</i>	<i>36</i>
Positive	6
Negative	114
Pending (specimens awaiting testing)	121
TOTAL	241

Previously, as of January 29, there were 92 suspected cases awaiting testing.

--	--

Number of U.S. States with PUI	36
Positive	5
Negative	68
Pending (specimens awaiting testing)	92
TOTAL	165

Timeline of Events

-  On January 31, HHS declared Coronavirus a Public Health Emergency in the US (<https://www.hhs.gov/about/news/2020/01/31/secretary-azar-declares-public-health-emergency-us-2019-novel-coronavirus.html>)
As of Jan. 31, the Wuhan coronavirus is officially a public health emergency in the United States, Alex Azar, secretary of the US Department of Health and Human Services (HHS), announced at a White House press briefing.
-  On Jan. 31, the U.S. Centers for Disease Control and Prevention (CDC) **issued a federal quarantine for 14 days** affecting the 195 American evacuees from Wuhan, China. Starting Sunday, Feb. 2, U.S. citizens, permanent residents and immediate family who have visited China's Hubei province will undergo a **mandatory 14 days quarantine** and, if they have visited other parts of China, they would be screened at airports and asked to self-quarantine for 14 days. The last time the CDC had issued a quarantine was over 50 years ago in the 1960s, for smallpox.
-  President Donald Trump signed an order on Jan. 31 for the U.S. to **deny entry to foreign nationals who traveled to China** within the preceding two weeks, aside from the immediate family of U.S. citizens.
- On Jan. 30, the CDC had confirmed the **first case of person to person transmission in the U.S.:** ^[12] the husband of the Chicago, Illinois case who had returned from Wuhan, China on Jan. 13 and who tested positive for the virus on Jan. 24).
- CDC stated on Jan. 30 that "It is likely there will be more cases of 2019-nCoV reported in the U.S. in the coming days and weeks, including more person-to-person spread."^[12]
- The virus had been confirmed in **5 states**.
- On Jan. 31, **New York City** health officials vehemently denied the rumor regarding a coronavirus case in the city. ^[13] On Feb. 1, however, the city's health commissioner did report that there was a test being performed on a person under 40 who had returned from China, developed matching symptoms, and tested negative to the seasonal flu.
- Most US patients had recently visited Wuhan.**
- All of the first five U.S. cases were described as **mild**.
- A study on the first US case of novel coronavirus detailed mild symptoms followed by pneumonia (https://www.cnn.com/2020/01/31/health/washington-coronavirus-study-nejm/index.html?utm_term=link&utm_medium=social&utm_content=2020-02-01T00)

U.S. Airlines suspended ALL flights between the U.S. and China

On Friday, January 31, Delta, American and United announced they would temporarily suspend all of their mainland China flights in response to the coronavirus outbreak.^[14]

Prior to this January 31 announcement:

- UNITED AIRLINES**
on Jan. 28 had announced it would cut 24 flights between the U.S. and China for the first week of February.
- AMERICAN AIRLINES**

on Jan. 29 had announced it would suspend flights from Los Angeles to Shanghai and Beijing from Feb. 9 through March 27, 2020. It will maintain its flight schedules (10 daily A/R) from Dallas-Fort Worth to Shanghai and Beijing, as well as from Los Angeles and Dallas-Fort Worth to Hong Kong.

- **DELTA**

had not adjusted its schedule of direct flights from the U.S. to China. It is the only airline with direct flights to not take action so far.

The White House was considering issuing a ban on flights between the United States and China, as of late Jan. 28^[11]. Italy has announced on January 31 that it was suspending all flights to and from China following the first 2 cases of coronavirus in Italy.

Travel Alert: Do Not Travel to China

- The U.S. State Department on January 30 issued a **Level 4: Do Not Travel to China Alert** (<https://travel.state.gov/content/travel/en/traveladvisories/traveladvisories/china-travel-advisory.html>) ^[4] (the highest level of alert).
- Previously, on January 29, the advisory was set at a lower "Level 3: Reconsider Travel" advising not to travel to Hubei Province: (Level 4) and reconsider travel to the remainder of China (Level 3).
- The CDC on Jan. 28 issued a Level 3 Warning (<https://wwwnc.cdc.gov/travel/notices/warning/novel-coronavirus-china>), recommending that travelers **avoid all nonessential travel to China** ^[5].

Screening incoming passengers at 20 airports in the U.S.

On January 17, the CDC announced that 3 airports in the United States would begin screening incoming passengers from China: SFO, JFK, and LAX ^[6] Other 2 airports were added subsequently, and on January 28, the U.S. Department of Health and Human Services (HHS) announced that 15 additional U.S. airports (bringing the total to 20) would begin screening incoming travelers from China.

Below is the complete list of airports where screening for the 2019 Novel Coronavirus (2019-nCoV) is in place:

- Los Angeles International (LAX)
- San Francisco International (SFO)
- Chicago O'Hare
- New York JFK
- Atlanta Hartsfield-Jackson International
- Houston George Bush Intercontinental
- Dallas-Fort Worth International
- San Diego International
- Seattle-Tacoma International
- Honolulu International
- Anchorage Ted Stevens International
- Minneapolis-St. Paul International
- Detroit Metropolitan
- Miami International
- Washington Dulles International

- Philadelphia International
- Newark Liberty International
- Boston Logan International
- El Paso International
- Puerto Rico's San Juan Airport

Sources for the historical account

1. Novel Coronavirus (2019-nCoV) situation reports (<https://www.who.int/emergencies/diseases/novel-coronavirus-2019/situation-reports/>) - World Health Organization (<https://www.who.int/>) (WHO)
2. 2019 Novel Coronavirus (2019-nCoV) in the U.S (<https://www.cdc.gov/coronavirus/2019-ncov/cases-in-us.html>) - U.S. Centers for Disease Control and Prevention (<https://www.cdc.gov/>) (CDC)
3. Symptoms of Novel Coronavirus (2019-nCoV) (<https://www.cdc.gov/coronavirus/2019-ncov/about/symptoms.html>) - CDC
4. China Travel Advisory (<https://travel.state.gov/content/travel/en/traveladvisories/traveladvisories/china-travel-advisory.html>) - U.S. State Department, accessed January 31, 2020.
5. Novel Coronavirus in China - Warning - Level 3, Avoid Nonessential Travel (<https://wwwnc.cdc.gov/travel/notices/warning/novel-coronavirus-china>) - CDC, January 28, 2020.
6. Public Health Screening to Begin at 3 U.S. Airports for 2019 Novel Coronavirus ("2019-nCoV") (<https://www.cdc.gov/media/releases/2020/p0117-coronavirus-screening.html>) - CDC January 17, 2020
7. First Travel-related Case of 2019 Novel Coronavirus Detected in United States (<https://www.cdc.gov/media/releases/2020/p0121-novel-coronavirus-travel-case.html>) - CDC, January 21, 2020
8. Second Travel-related Case of 2019 Novel Coronavirus Detected in United States (<https://www.cdc.gov/media/releases/2020/p0124-second-travel-coronavirus.html>) - CDC, January 24, 2020
9. CDC confirms additional cases of 2019 Novel Coronavirus in United States (<https://www.cdc.gov/media/releases/2020/s0126-coronavirus-new-cases.html>) - CDC, January 26, 2020
10. 2019 Novel Coronavirus (2019-nCoV) in the U.S. (<https://www.cdc.gov/coronavirus/2019-ncov/cases-in-us.html>) - CDC, Updated January 29, 2020
11. White House considers ban on flights to China amid coronavirus outbreak (<https://eu.usatoday.com/story/travel/news/2020/01/28/white-house-considers-ban-china-flights-amid-coronavirus-outbreak/4602839002/>) - USA Today, Jan. 28, 2020
12. CDC Confirms Person-to-Person Spread of New Coronavirus in the United States (<https://www.cdc.gov/media/releases/2020/p0130-coronavirus-spread.html>) - CDC Press Release, Jan. 30, 2020
13. NYC Officials Deny Report Of Coronavirus Amid Confusion (<https://www.forbes.com/sites/sergeiklebnikov/2020/01/31/nyc-officials-deny-report-of-coronavirus-amid-confusion/#351e47b5652c>) - Forbes, Jan. 31, 2020
14. Delta, American, United to suspend all China mainland flights as coronavirus crisis grows (<https://eu.usatoday.com/story/travel/2020/01/31/coronavirus-china-flight-ban-delta-cuts-all-flights-white-house/4620989002/>) - USA Today, Jan. 31, 2020
15. Secretary Azar Declares Public Health Emergency for United States for 2019 Novel Coronavirus (<https://www.hhs.gov/about/news/2020/01/31/secretary-azar-declares-public-health-emergency-us-2019-novel-coronavirus.html>) - U.S. Department of Health and Human Services (HHS), Jan. 31, 2020
16. Man returning from Wuhan, China is first case of 2019 Novel Coronavirus confirmed in Massachusetts (<https://www.mass.gov/news/man-returning-from-wuhan-china-is-first-case-of-2019-novel-coronavirus-confirmed-in>) - Massachusetts Department of Public Health, Feb. 1, 2020
17. County of Santa Clara Public Health Department Reports First Case of Novel (new) Coronavirus (<https://www.sccgov.org/sites/phd/news/Pages/novel-coronavirus-1-31-2020.aspx>) - Santa Clara County Public Health, Jan. 31, 2020
18. Coronavirus: First case confirmed in Santa Clara County (<https://www.mercurynews.com/2020/01/31/santa-clara-coronavirus/>) - Mercury News, Jan. 31, 2020

worldometer (/)

[about \(/about/\)](#) | [faq \(/faq/\)](#) | [languages \(/languages/\)](#) | [contact \(/contact/\)](#) | [report coronavirus cases \(/report_us/\)](#)



[\(/newsletter-subscribe/\)](#)



[\(/https://twitter.com/Worldometers\)](https://twitter.com/Worldometers)



[\(/https://www.facebook.com/Worldometers.info\)](https://www.facebook.com/Worldometers.info)

© Copyright Worldometers.info - All rights reserved - [Disclaimer & Privacy Policy \(/disclaimer/\)](#)